
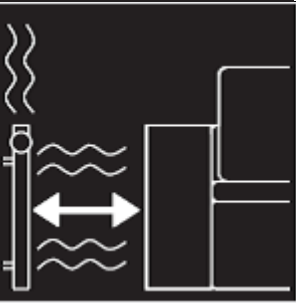


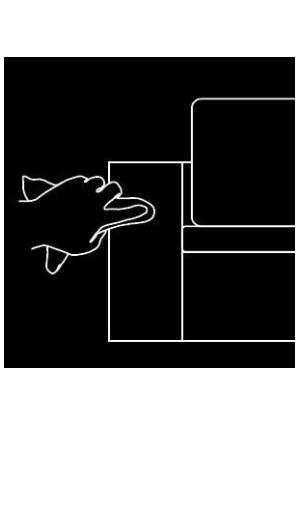



<p>1.</p>	<p>Protect the furniture against direct Sunlight. Lack of protection will result in discoloration of the leather.</p>	
<p>2.</p>	<p>Keep furniture a minimum of 4 feet away from heat sources such as radiators, fireplaces, etc.</p>	
<p>3.</p>	<p>Avoid contact with alcohol, thinner, benzene/benzol, etc. Solvents such as these can cause color and quality deterioration.</p>	
<p>4.</p>	<p>Regularly dust off the furniture with a soft, dry cloth.</p>	
<p>5.</p>	<p>Spills on your furniture require immediate attention. Lightly dampen a cloth with mild soap and distilled water then dab the spot carefully, allowing it to air dry. Do not soak the leather during cleaning.</p>	

6.	<p>Careful vacuum cleaning on a regular basis is recommended, using the soft brush nozzle on the vacuum cleaner. Before using any cleaning agent or leather protection, please TEST ON A HIDDEN AREA FIRST, as some products can damage the finish.</p>	
7.	<p>Do not rub the soiled area. Use light, circular motions, working towards the center of the spot or stain.</p>	