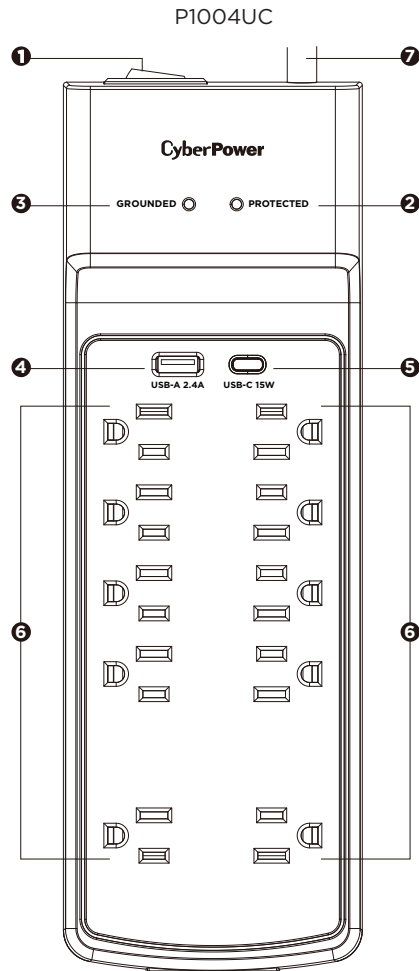


## MP1096SSW USER MANUAL

### 10-OUTLET SURGE PROTECTOR (10 AC & 2 USB PORTS)



Cyber Power Systems (USA), Inc.

4241 12th Avenue East, Suite 400 | Shakopee, MN 55379

CyberPowerSystems.com

## FEATURES

### 1. ON/OFF Reset Control Switch and Circuit Breaker

Controls power to all outlets. The switch is also a 15 A breaker. When an overload occurs, it will automatically switch off. To resume operation, ensure the overload condition is removed and reset the surge protector by switching the unit ON.

### 2. Protected LED Indicator

Illuminated when the surge protection feature is working properly.

### 3. Grounded LED Indicator

Illuminated when the surge protector is properly grounded.

### 4. USB-A Charging Port (1)

### 5. USB-C Charging Port (1)

### 6. Total Standard Grounded Outlets (10)

### 7. Power Cord

## SPECIFICATIONS

Model Number:	P1004UC
Outlets:	Standard Grounded Outlets (10), USB-A Charging Port (1), USB-C Charging Port (1)
Power Cord Length:	4 ft
Surge Protection:	3600 Joules
USB Charging Output:	USB-A 2.4 A, USB-C 15 W Max
Electrical Rating:	125 V/15 A/60 Hz/1875 W
UL Clamping Voltage:	UL1449 4th/600 V (L-N, L-G, N-G)
Maximum Peak Current:	105000A
3 AC Lines Protected:	L-N: 75000 A; L-G: 15000 A; N-G: 15000A
Response Time:	Less than 1 nanosecond
Circuit Breaker:	Resettable 15 Amp

**⚠ WARNING:** This product can expose you to chemicals including bisphenol A (BPA) and styrene (ABS), which is known to the State of California to cause reproductive harm and cancer. For more information, go to [www.P65Warnings.ca.gov](http://www.P65Warnings.ca.gov).

## CAUTION

### TO REDUCE THE RISK OF ELECTRIC SHOCK:

Use only in dry locations and only indoors.

**DO NOT** plug into another relocatable power tap.

**DO NOT** "daisy chain" surge protectors.

**DO NOT** use with any aquarium equipment.

**DO NOT** use if properly grounded outlets are not available.

**DO NOT** install this device if there is less than 10 meters (30 feet) of wire between the electrical outlet and electrical service panel.

**DO NOT** use for medical or life support equipment. This device features an internal protection that will disconnect the surge protective component at the end of its useful life, but it will maintain unprotected power to the load.

## TROUBLESHOOTING

If the ON/OFF is switched OFF, the 15 Amp circuit breaker may have tripped. Examine your connected equipment and remove the device that is overloading the circuit. Then, turn the ON/OFF switch back to RESET.

If the grounded indicator does not light when you plug in the surge protector, move the surge protector to a different grounded three-prong AC outlet. If it still does not light, return the product to the retailer for assistance. If the surge protector appears to be working properly, your outlets may not be properly grounded and need to be repaired by a professional electrician.

If the protected indicator does not light, the surge protector's AC lines are no longer protected from surge. The surge protector may have received a power surge or spike beyond its specified limits that overloaded the protection circuitry and rendered it inactive. The surge protector has protected your connected equipment as designed, but it will not protect against future surges and spikes. It should be replaced.

## FOR MORE INFORMATION

Visit [CyberPowerSystems.com](http://CyberPowerSystems.com) for more information regarding:

- Product information and certifications
- Product warranty
- Connected equipment guarantee

## TECHNICAL SUPPORT

Visit: [CyberPowerSystems.com/support](http://CyberPowerSystems.com/support)

Toll-Free: 1-877-297-6937

Hours of Operation: Monday - Friday: 7:00am - 6:00pm CST

© 2023 Cyber Power Systems (USA), Inc. All rights reserved.

All other trademarks are the property of their respective owners.

## FC CONFORMANCE APPROVALS

This device complies with Part 15 of the FCC Rules. Operation is subject to the following two conditions: (1) this device may not cause harmful interference, and (2) this device must accept any interference received, including interference that may cause undesired operation.

This equipment has been tested and found to comply with the limits for a Class B digital device, pursuant to Part 15 of the FCC Rules. These limits are designed to provide reasonable protection against

harmful interference in a residential installation. This equipment generates, uses, and can radiate radio frequency energy and, if not installed and used in accordance with the instructions, may cause harmful interference to radio communications. However, there is no guarantee that interference will not occur in a particular installation. If this equipment does cause harmful interference to radio or television reception, which can be determined by turning the equipment on and off, the user is encouraged to try to correct the interference by one or more of the following measures:

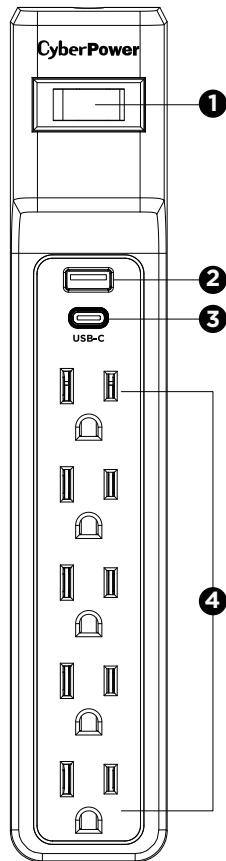
- Reorient or relocate the receiving antenna.
- Increase the separation between the equipment and receiver.
- Connect the equipment into an outlet on a circuit different from that to which the receiver is connected.
- Consult the dealer or an experienced radio/TV technician for help.

**WARNING:** Changes or modifications not expressly approved by the party responsible for compliance could void the user's authority to operate the equipment.

## 5-OUTLET SURGE PROTECTOR (5 AC OUTLETS & 2 USB PORTS)

P504UC

### USER MANUAL



### FEATURES

#### 1. ON/OFF Reset Control Switch and Circuit Breaker

Controls power to all outlets. The switch is also a 15 A breaker. When an overload occurs, it will automatically switch off. To resume operation, ensure the overload condition is removed and reset the surge protector by switching the unit ON.

#### 2. USB-A Charging Port (1)

#### 3. USB-C Charging Port (1)

#### 4. Standard Grounded Outlets (5)

### SPECIFICATIONS

Model Number:	P504UC
Outlets:	Standard Grounded Outlets (5), USB Charging Ports (2)
Surge Protection:	500 Joules
USB-A Charging Output:	5 V/2.4 A
USB-C Charging Output:	15 W
USB Output Total:	15 W
Electrical Rating:	125 V/15 A/1875 W
UL Clamping Voltage:	UL 1449 4th/800 V (L-N)
Maximum Peak Current:	15,000 A
1 AC Line Protected:	L-N: 15,000 A
Response Time:	Less than 1 nanosecond
Plug Type:	Flat
Cord Length:	4 ft

**⚠WARNING:** This product can expose you to chemicals including bisphenol A (BPA) and styrene, which is known to the State of California to cause reproductive harm and cancer. For more information, go to [www.P65Warnings.ca.gov](http://www.P65Warnings.ca.gov).

### CAUTION

#### TO REDUCE THE RISK OF ELECTRIC SHOCK:

Use only in dry locations and only indoors.

**DO NOT** plug into another relocatable power tap.

**DO NOT** "daisy chain" surge protectors.

**DO NOT** use with any aquarium equipment.

**DO NOT** use if properly grounded outlets are not available.

**DO NOT** install this device if there is less than 10 meters (30 feet) of wire between the electrical outlet and electrical service panel.

**DO NOT** use for medical or life support equipment. This device features an internal protection that will disconnect the surge protective component at the end of its useful life, but it will maintain unprotected power to the load.

### FOR MORE INFORMATION

Visit [CyberPowerSystems.com](http://CyberPowerSystems.com) for more information regarding:

- Product information and certifications
- Product warranty
- Connected equipment guarantee

### TROUBLESHOOTING

If the ON/OFF is switched OFF, the 15 Amp circuit breaker may have tripped. Examine your connected equipment and remove the device that is overloading the circuit. Then, turn the ON/OFF switch back to RESET.

### TECHNICAL SUPPORT

Visit: [CyberPowerSystems.com/support](http://CyberPowerSystems.com/support)

Toll-Free: 1-877-297-6937

Hours of Operation: Monday - Friday: 7:00am - 6:00pm CST

© 2023 Cyber Power Systems (USA), Inc. All rights reserved.

All other trademarks are the property of their respective owners.

### FC CONFORMANCE APPROVALS

This device complies with Part 15 of the FCC Rules. Operation is subject to the following two conditions: (1) this device may not cause harmful interference, and (2) this device must accept any interference received, including interference that may cause undesired operation.

This equipment has been tested and found to comply with the limits for a Class B digital device, pursuant to Part 15 of the FCC Rules. These limits are designed to provide reasonable protection against

harmful interference in a residential installation. This equipment generates, uses, and can radiate radio frequency energy and, if not installed and used in accordance with the instructions, may cause harmful interference to radio communications.

However, there is no guarantee that interference will not occur in a particular installation. If this equipment does cause harmful interference to radio or television reception, which can be determined by turning the equipment on and off, the user is encouraged to try to correct the interference by one or more of the following measures:

- Reorient or relocate the receiving antenna.
- Increase the separation between the equipment and receiver.
- Connect the equipment into an outlet on a circuit different from that to which the receiver is connected.
- Consult the dealer or an experienced radio/TV technician for help.

**WARNING:** Changes or modifications not expressly approved by the party responsible for compliance could void the user's authority to operate the equipment.

Cyber Power Systems (USA), Inc.

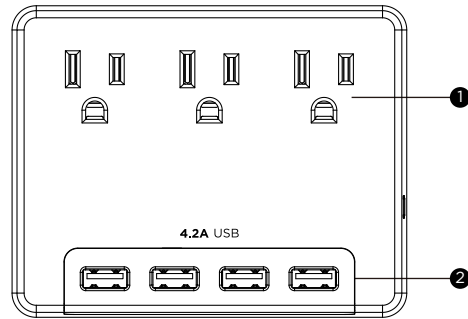
4241 12th Avenue East, Suite 400 | Shakopee, MN 55379

[CyberPowerSystems.com](http://CyberPowerSystems.com)

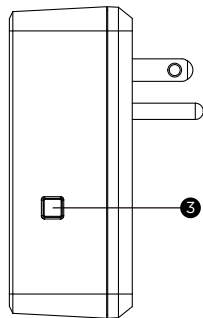
## 3 OUTLET SURGE PROTECTOR (3 AC OUTLETS & 4 USB PORTS)

P3WU

### USER MANUAL



Front



Side

### FEATURES

- 1. Standard Grounded Outlets (3)**
- 2. USB-A Charging Ports (4)**
- 3. Turn On/Off LED for USB Ports**

### SPECIFICATIONS

Model Number:	P3WU
Outlets:	Standard Grounded Outlets (3), USB Charging Ports (4)
USB-A Charging Output	5 V/4.2 A (shared)
Electrical Rating:	125 V/15 A/1875 W

**⚠ WARNING:** This product can expose you to chemicals including bisphenol A (BPA) and styrene, which is known to the State of California to cause reproductive harm and cancer. For more information, go to [www.P65Warnings.ca.gov](http://www.P65Warnings.ca.gov).

### CAUTION

#### TO REDUCE THE RISK OF ELECTRIC SHOCK:

Use only in dry locations and only indoors.

**DO NOT** plug into another relocatable power tap.

**DO NOT** "daisy chain" surge protectors.

**DO NOT** use with any aquarium equipment.

**DO NOT** use if properly grounded outlets are not available.

**DO NOT** install this device if there is less than 10 meters (30 feet) of wire between the electrical outlet and electrical service panel.

**DO NOT** use for medical or life support equipment. This device features an internal protection that will disconnect the surge protective component at the end of its useful life, but it will maintain unprotected power to the load.

### TROUBLESHOOTING

If the ON/OFF is switched OFF, the 15 Amp circuit breaker may have tripped. Examine your connected equipment and remove the device that is overloading the circuit. Then, turn the ON/OFF switch back to RESET.

### FOR MORE INFORMATION

Visit [CyberPowerSystems.com](http://CyberPowerSystems.com) for more information regarding:

- Product information and certifications
- Product warranty
- Connected equipment guarantee

### TECHNICAL SUPPORT

Visit: [CyberPowerSystems.com/support](http://CyberPowerSystems.com/support)

Toll-Free: 1-877-297-6937

Hours of Operation: Monday - Friday: 7:00am - 6:00pm CST

© 2023 Cyber Power Systems (USA), Inc. All rights reserved.  
All other trademarks are the property of their respective owners.

### FC CONFORMANCE APPROVALS

This device complies with Part 15 of the FCC Rules. Operation is subject to the following two conditions: (1) this device may not cause harmful interference, and (2) this device must accept any interference received, including interference that may cause undesired operation.

This equipment has been tested and found to comply with the limits for a Class B digital device, pursuant to Part 15 of the FCC Rules. These limits are designed to provide reasonable protection against

harmful interference in a residential installation. This equipment generates, uses, and can radiate radio frequency energy and, if not installed and used in accordance with the instructions, may cause harmful interference to radio communications. However, there is no guarantee that interference will not occur in a particular installation. If this equipment does cause harmful interference to radio or television reception, which can be determined by turning the equipment on and off, the user is encouraged to try to correct the interference by one or more of the following measures:

- Reorient or relocate the receiving antenna.
- Increase the separation between the equipment and receiver.
- Connect the equipment into an outlet on a circuit different from that to which the receiver is connected.
- Consult the dealer or an experienced radio/TV technician for help.

**WARNING:** Changes or modifications not expressly approved by the party responsible for compliance could void the user's authority to operate the equipment.

Cyber Power Systems (USA), Inc.

4241 12th Avenue East, Suite 400 | Shakopee, MN 55379

[CyberPowerSystems.com](http://CyberPowerSystems.com)