

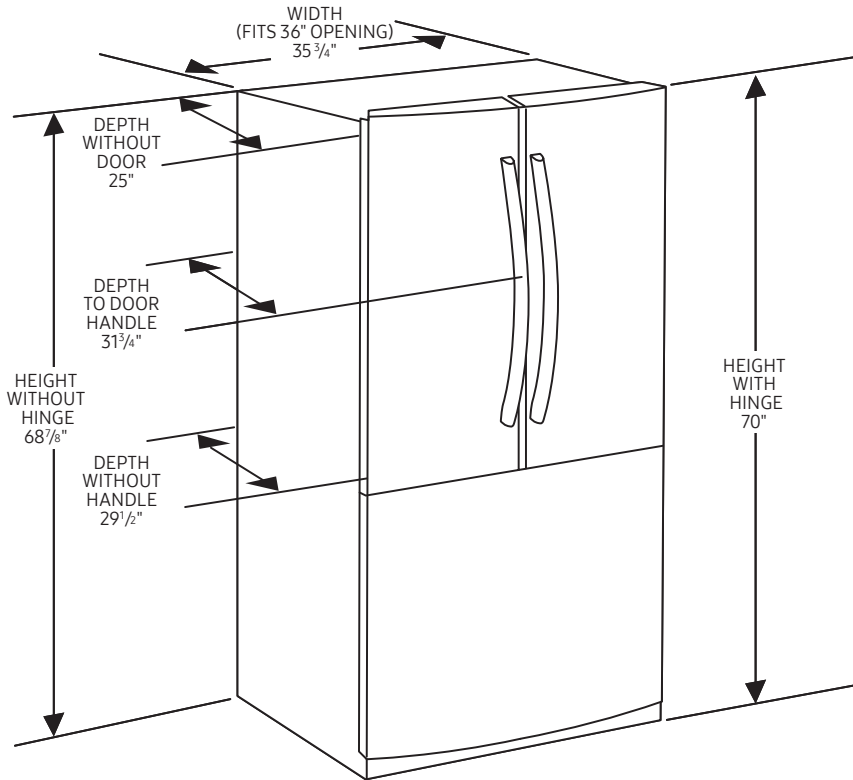
# 27 cu. ft. 3-Door French Door Refrigerator

# SAMSUNG

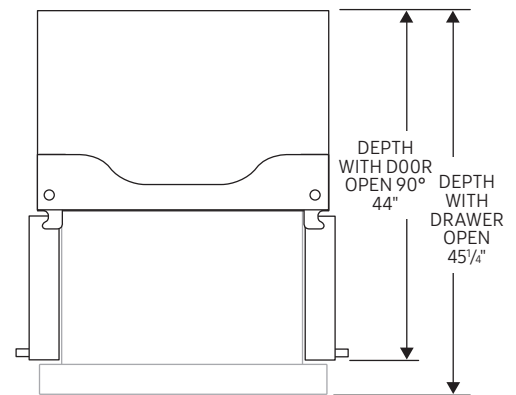
## MODEL RF27CG5100SR DIMENSIONS

### Be sure your new fridge will fit

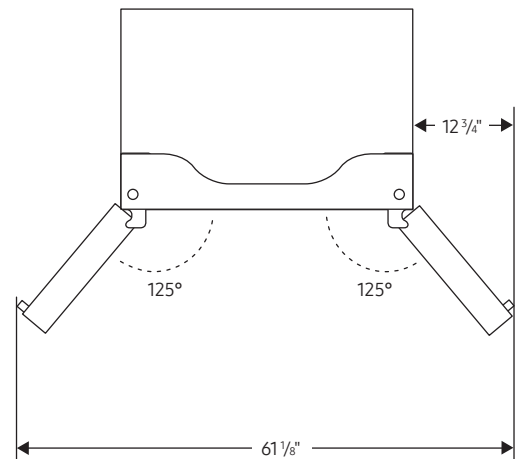
Don't wait until delivery to be sure your new refrigerator will fit – both in your kitchen and through all doorways. This guide includes all pertinent measurements and clearances so you can buy with confidence.



TOP OF REFRIGERATOR WITH DOOR OPEN 90°

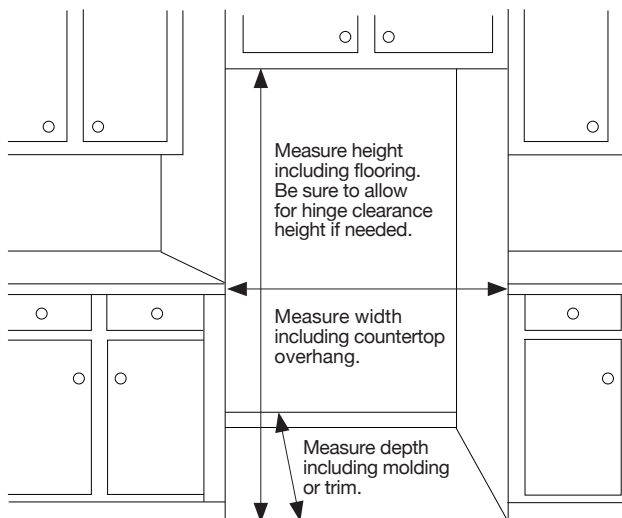


TOP OF REFRIGERATOR WITH DOORS OPEN 125°



### Counter-Depth Refrigerator

Counter-depth models sit flush with your kitchen cabinets for a premium, built-in look. They are perfect for galley and island kitchens where space is limited.



### Installation clearances

- ✓ Allow  $3\frac{3}{4}"$  of clearance when installing along a wall. This will allow for the door to open 90 degrees without the handle contacting the wall.
- ✓ Allow 2" minimum clearance at rear for proper air circulation and water/electrical connections.
- ✓ Allow a  $\frac{3}{8}"$  minimum clearance at sides and top for ease of installation.

**For optimal usage and ability to open refrigerator doors completely, do not install next to a wall.**

*Please note: The above dimensions and cutout information is for planning purposes only. For complete installation details, consult manual packed with product or download manual online at [samsung.com](http://samsung.com).*

### Walk the delivery route

- ✓ Identify the narrowest opening that the appliance will travel through, from outside the home to the location where it will be installed.
- ✓ Appliance depth or width must be smaller than the width of the narrowest opening.